

SIGN	DATE	DESCRIPTION	APPROVER
△			
THIS IS CAD DRAWING, DO NOT REVISE MANUALLY!!!			

Material

- Insulator Body(black): Glass filled thermolastic polyester UL 94v-0
- Pin(outer sleeve):Brass,machined
- Clip(contact 4 finger) :Beryllium copper, heat treated
- Plating(outersleeve):Tin plated:1.25um/50u"nickel, 5um/200u" Tin Goldplated;1.25um/50u"nickel,full gold
- Plating(contact) :1.25um/50u"nickel,gold flash

Electrical

- Current rating :3Amps/Contact max.
- Contact resistance $\leq 4m\Omega$ /contact
- Insulator resistance $\geq 1000M\Omega$ at V=100v
- Operating voltage : 60V AC/DC

Mechanical

- Operating temperatures :Gold plate:-55°C to +105° (continuous) -67°F to +105°F
- Tin plated:-40° to +105°
- Average with drawal force with steel pin of $\phi 1.14mm/.04488 < 650gf$
- Average with drawal force with steel pin of $\phi 1.14mm/.04488 > 200gf$
- Mechanical life :min .200
- Soldering temperature :260°C,10s max
-


RH 10 0 0 X 00000G

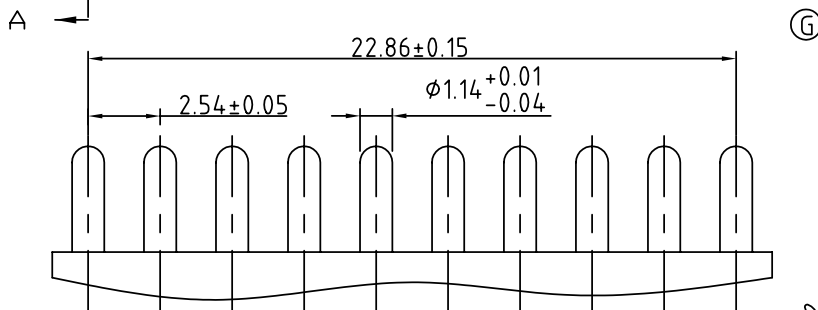
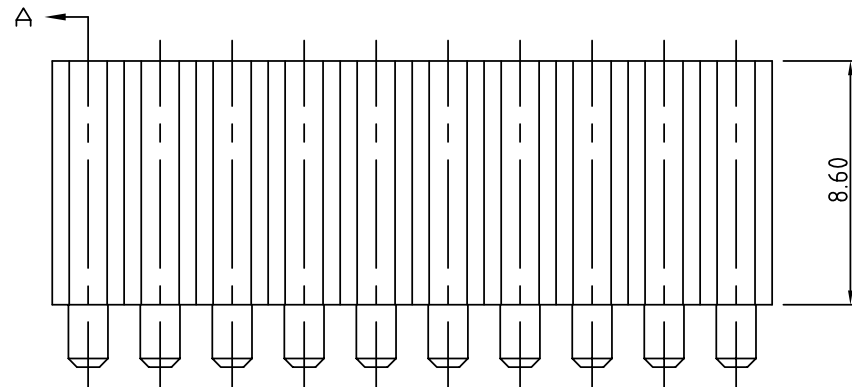
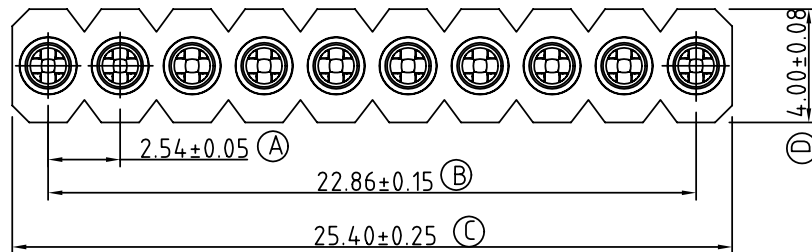
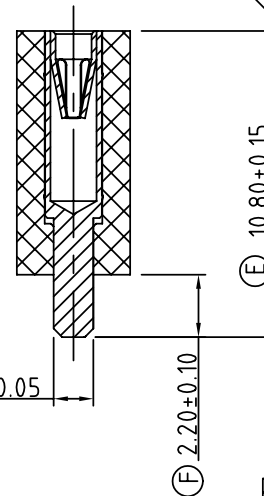
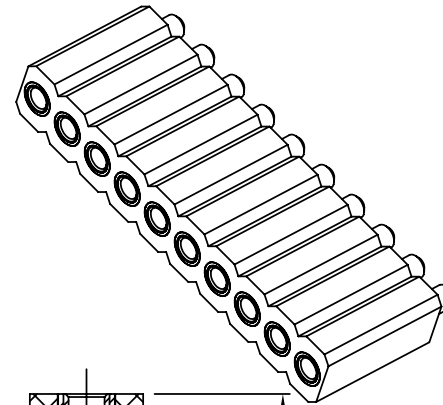
code	Clip plated	pin plated
0	Gold flash	Tin 200u"
1	Gold 10u"	Tin 200u"
2	Gold 30u"	Tin 200u"
3	Tin 200u"	Tin 200u"
4	Gold flash	Gold flash
5	Gold 10u"	Gold 10u"
6	Gold 30u"	Gold 30u"

ANYTEK

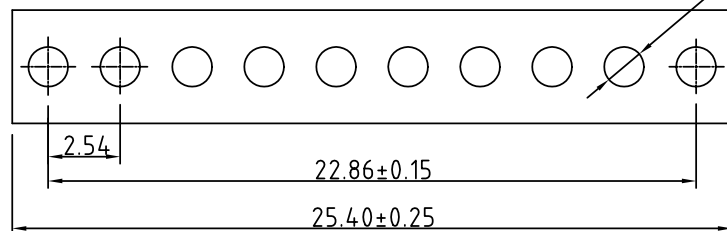
CUSTOMER COPY

ALL RIGHTS RESERVED. REPRODUCTION OR ISSUE TO THIRD PARTIES IN ANY FORM WHATEVER IS NOT PERMITTED WITHOUT WRITTEN AUTHORITY FROM THE PROPRIETOR. PROPERTY OF ANYTEK TECHNOLOGY CO., LTD

TITLE		RH 10.8mm 1X10P SKT						
PART NO.		RH1000X00000G			DWG NO.	8RH0001		
APPROVED	CHECKED	DESIGNED	DRAWN	CUST NO.			Tolerance	
		Seamus 2008.07.07	Aaron 2008.07.07			UNIT: mm	X. ±0.50	
						SCALE: NONE	X.X ±0.30	
				SHFFT: 01/01		REV: B	X.XX ±0.10	
							X° ±1°	



插入排针



P.C.B LAYOUT